





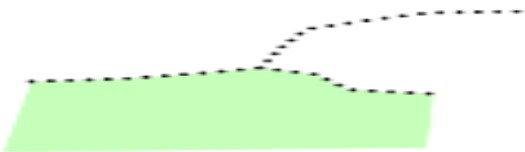


# Explorer - Corrin Quiz

Today's Explorer Course, introduces the idea of a **Handrails**

Even if it were pitch dark, you would be able to easily negotiate a winding staircase if you just put your hand on the handrail and followed where it led. Handrails in orienteering are features that you can follow just as easily. Trails and roads are the most obvious, but you can follow fences, streams, ditches, the edges of fields, and other long, narrow features just as easily.

1) Match the Line symbols to the descriptions

No.	Map Symbol	Insert Matching Letter	Description
1			a Walls
2			b Earthwall – ditch/wall of earth
3			c Distinct boundary between vegetation
4			d Erosion Gully
5			e Crossable Watercourses
6			f Fence
7			g Forest path